



HB 62: REBUILD ILLINOIS PROJECT LIST

ANALYSIS & VISUALIZATION OF PROJECTS

UPDATED APRIL 6, 2020

LOCAL GOVERNMENT PROJECTS

DESCRIPTION

Any project that specifically referenced a municipality, township, county, or parks district. Types of projects include transportation, water, public safety (police and fire), recreation (libraries, museums, etc.), and parks projects specifically identified in HB 62.

MAP DETAILS

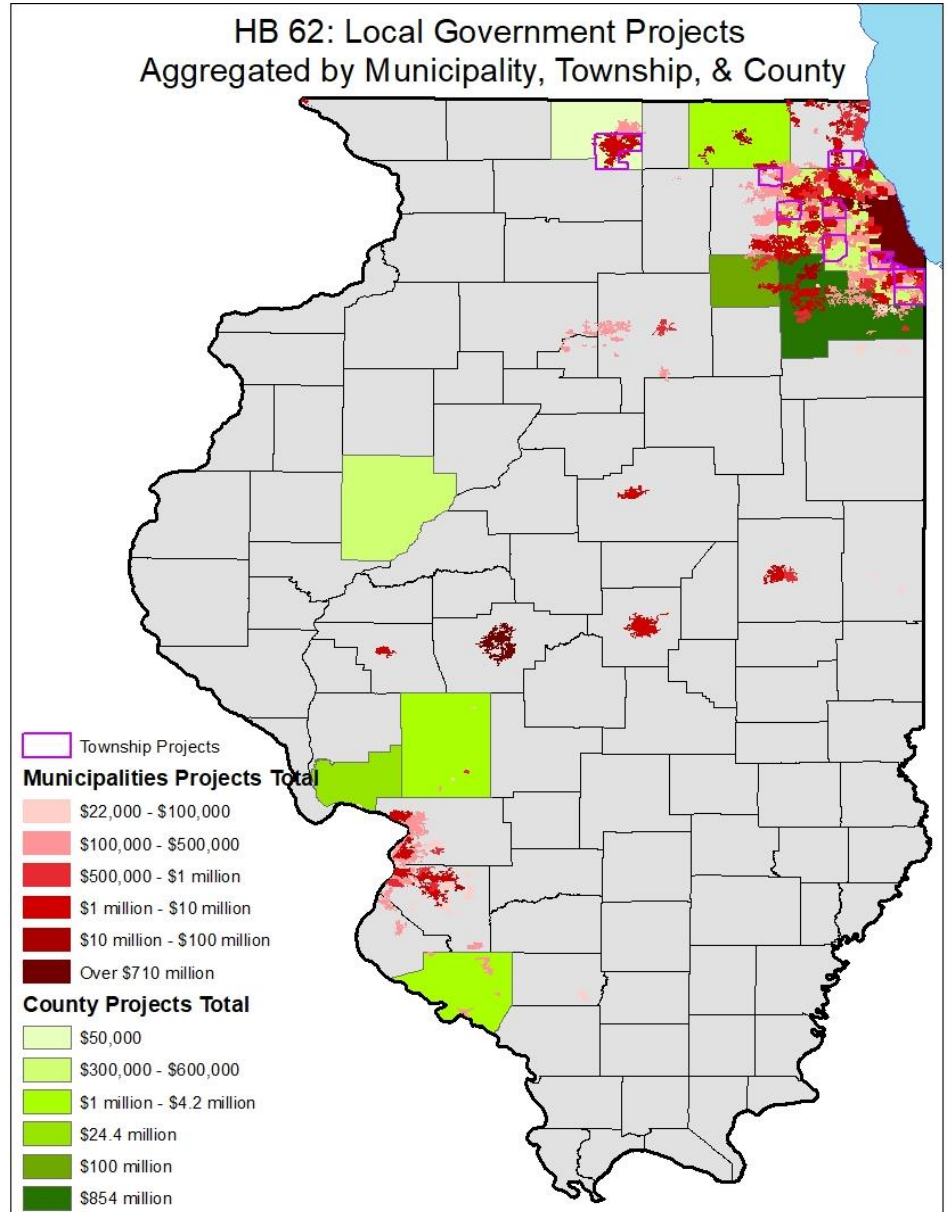
In total, 722 Local Government Projects were aggregated by municipality, township, and county.

NOT INCLUDED IN MAP

10 projects were unable to be mapped due to a lack of specificity in location in HB 62 language, as summarized below.

PROJECTS NOT INCLUDED IN MAP

SPECIFIC PROJECT DESCRIPTION	CLASSIFICATION	AMOUNT
Kelly Park for sidewalk and storm water management improvements	Parks	\$270,000
Kelly Park for capital improvements	Parks	\$110,000
Kelly Park for fencing	Parks	\$45,000
Kelly Park for landscape and storm water management improvements	Parks	\$416,000
RTA	Transportation	\$2,230,500,000
RTA	Transportation	\$1,367,600,000
Quad Cities Passenger Rail	Transportation	\$225,000,000
Chicago to Rockford Intercity Passenger Rail Expansion	Transportation	\$275,000,000
Chicago to Carbondale Passenger Rail Improvements	Transportation	\$100,000,000
RTA (suburban bus division)	Transportation	\$220,000,000
TOTAL		\$4,418,941,000



EDUCATION PROJECTS

DESCRIPTION

Any project that specifically referenced a school, school district, community college, university, or other educational institute.

MAP DETAILS

In total, 197 Education Projects were mapped. Of that, 126 are K-12 projects and aggregated by school district. The remaining 71 are higher education projects that were aggregated by school.

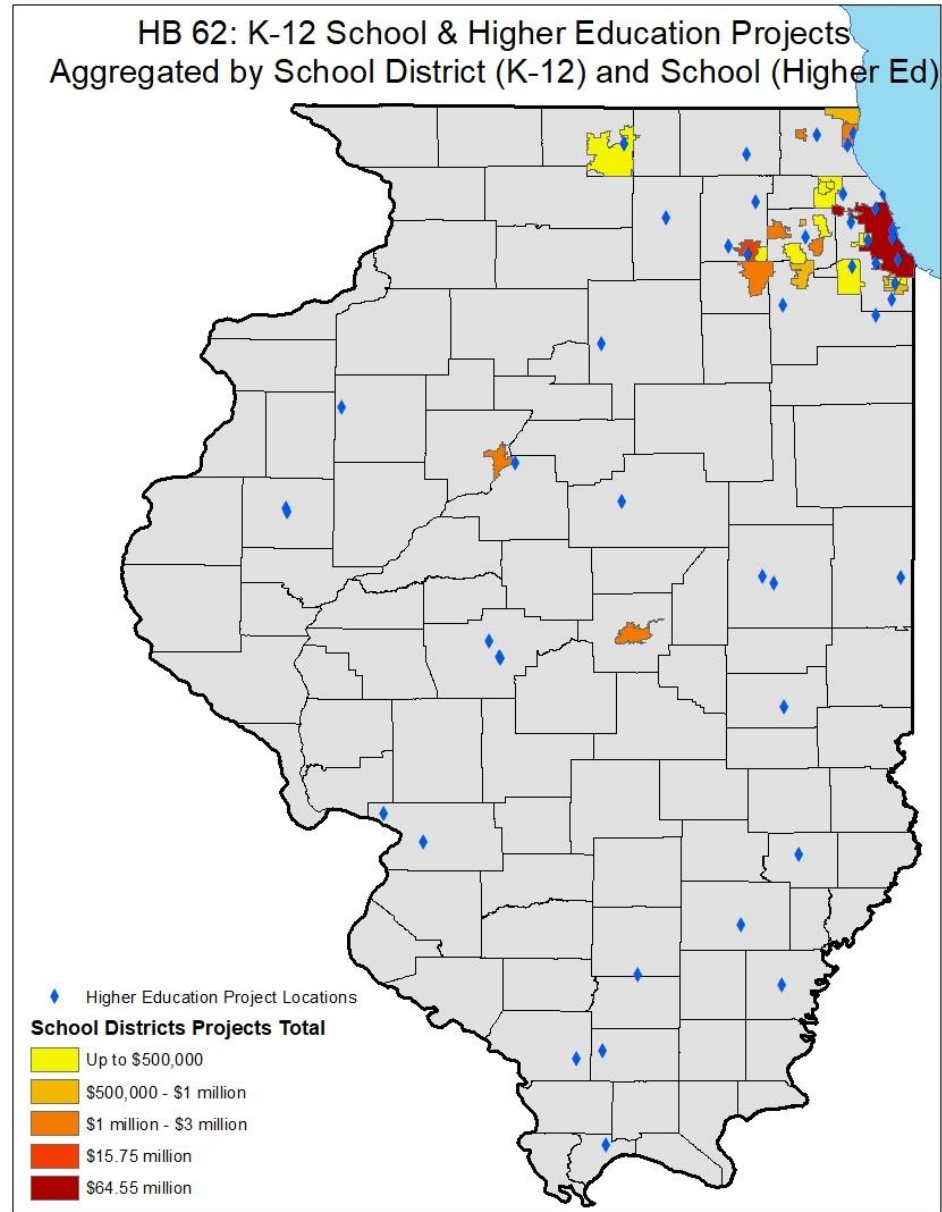
NOT INCLUDED IN MAP

9 projects were unable to be mapped because they were private or special education institutes that could not be put in a specific school district. These are summarized below.

PROJECTS NOT INCLUDED IN MAP

SPECIFIC PROJECT DESCRIPTION LISTED IN HB 62	CLASSIFICATION	TOTAL
Leo Catholic High School for capital improvements	Private	\$100,000
Marist High School for capital improvements	Private	\$600,000
MCC Academy in Morton Grove for capital improvements	Private	\$50,000
Saint Ann Catholic School for renovations	Private	\$100,000
St. Gabriel Catholic School for capital improvements	Private	\$18,749
Easterseals Academy Tinley Park for roof improvements to school	Special Education	\$250,000
Maryville Academy Jen School for technical center	Special Education	\$250,000
Northwest Suburban Special Education Organization for playground at Miner School	Special Education	\$410,497
Capital upgrades to the Phillip J. Rock Center & School	Special Education	\$6,500,000
TOTAL		\$8,279,246

HB 62: K-12 School & Higher Education Projects Aggregated by School District (K-12) and School (Higher Ed)



MEDICAL PROJECTS

DESCRIPTION

Any project that specifically referenced a hospital or other medical facility

MAP & PROJECT DETAILS

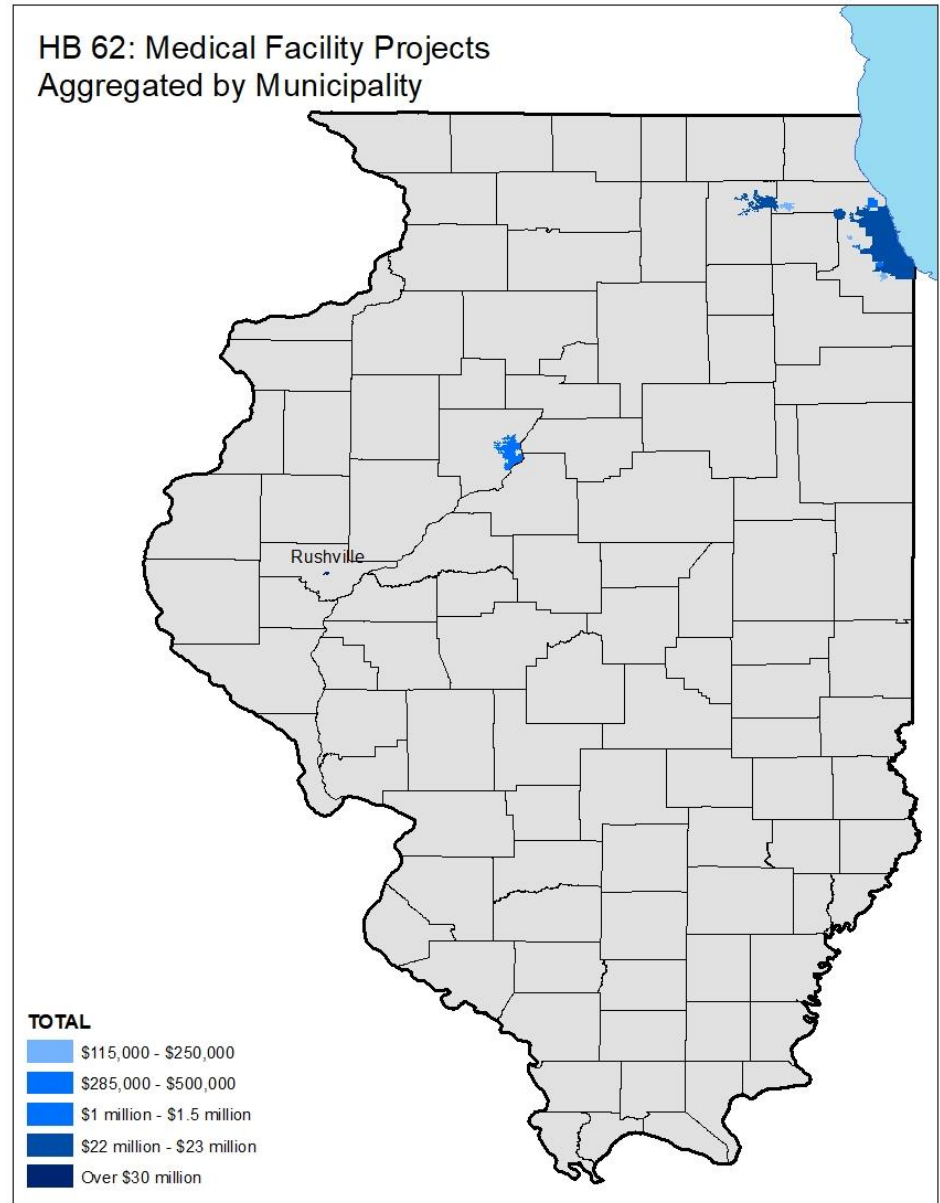
In total, 29 projects were identified and were aggregated by municipality. The entire list of projects is summarized below.

MEDICAL PROJECTS

SPECIFIC PROJECT DESCRIPTION LISTED IN HB 62	CLASSIFICATION	TOTAL
Metro South Hospital	Blue Island	\$250,000
Healthcare Alternative Solution	Broadview	\$200,000
Mount Sinai Hospital	Chicago	\$1,000,000
Rush University Medical Center	Chicago	\$14,000,000
Illinois Medical District	Chicago	\$5,000,000
Norwegian American Hospital Center	Chicago	\$300,000
Infant Welfare Society of Chicago	Chicago	\$170,500
Rincon Family Services of Chicago	Chicago	\$200,000
Amita Health Saint Mary and Elizabeth of Chicago	Chicago	\$250,000
Friend Family Health Center	Chicago	\$50,000
Kedzie Center Mental Health Clinic	Chicago	\$50,000
Alivo Medical Center	Chicago	\$550,000
Women's Treatment Center	Chicago	\$275,000
Hayat Clinic	Chicago	\$50,000
Advocate Trinity Hospital	Chicago	\$500,000
Elgin Mental Health Center	Elgin	\$22,700,000
Advocate Sherman of Elgin	Elgin	\$80,000
Little Company of Mary Hospital	Evergreen Park	\$500,000
Village of Lyons for new medical clinic	Lyons	\$1,000,000
Unity Point Health	Peoria	\$1,500,000
Rushville Treatment and Detention Center	Rushville	\$30,659,600
Turning Point Behavioral Health Care Center	Skokie	\$285,000
Ecker Community/Behavioral Health Center	Streamwood	\$115,300
Howard Brown Health Center*		\$15,000,000
AMITA Health for Women's Mental Health Center*		\$261,000
Healthcare Alternative Systems*		\$650,000
Christian Community Health Center*		\$300,000

* Not mapped due to unknown location, as multiple locations throughout IL exist for each named location

HB 62: Medical Facility Projects Aggregated by Municipality



NON-GOVERNMENTAL ORGANIZATION (NGO) PROJECTS

DESCRIPTION

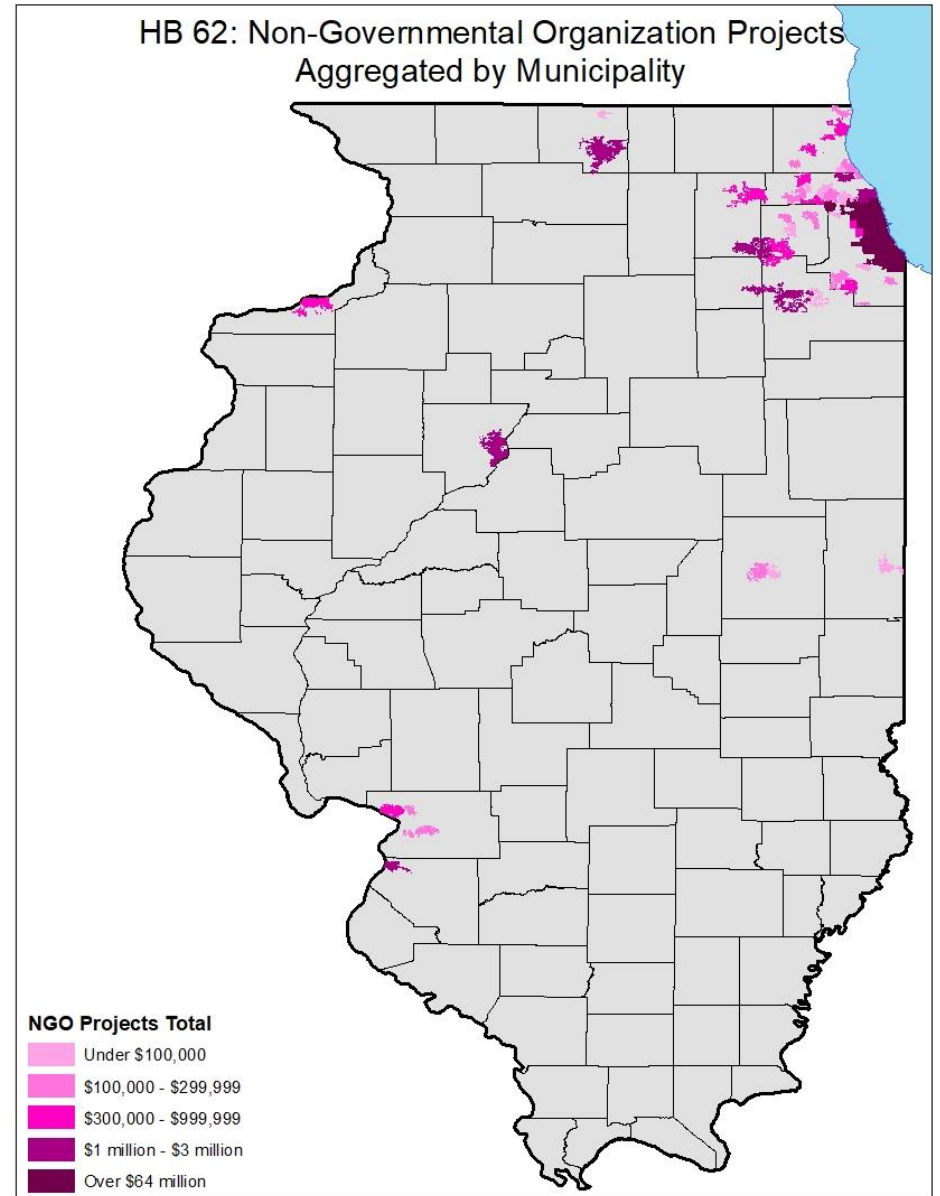
Any project that was allocated to a specific organization that did not fall within any of the previous categories. Types of organizations include YMCAs, cultural centers, museums, Boys & Girls Clubs, and a variety of other private and non-profit organizations.

MAP DETAILS

In total, 292 NGO Projects were aggregated by municipality.

NOT INCLUDED IN MAP

35 projects were unable to be mapped due to a lack of specificity in location in HB 62 language, as summarized on the next page.



PROJECTS NOT INCLUDED IN MAP

SPECIFIC PROJECT DESCRIPTION LISTED IN HB 62	CLASSIFICATION	TOTAL
Grant to Catholic Charities of Archdiocese for affordable/veteran housing	NGO	\$20,000,000
Pier 603 for building community center	NGO	\$1,540,000
Little City Foundation for center for employment opportunities for individuals with developmental disabilities	NGO	\$785,000
Clearbrook, Not for Profit for Plaza to replace roof, repairs, security monitors, HVAC	NGO	\$533,450
Metropolitan Family Services for building renovations	NGO	\$500,000
Metropolitan Family Services renovation	NGO	\$500,000
Association for Individual Development renovations to a living facility for individuals with developmental disabilities	NGO	\$500,000
Gateway Foundation for capital improvements	NGO	\$425,000
Three Is One DevCorp for roofing and plumbing upgrades	NGO	\$350,000
Pilgrim DevCorp for roofing repairs	NGO	\$300,000
LAS Holdings LLC for capital improvements and Spots Dome Project	NGO	\$300,000
Peoples CDAC for capital improvements	NGO	\$250,000
Carole Robertson Center for improvements to the young wing	NGO	\$250,000
Grant for re-development of the historic Puerto Rican community services and civic center	NGO	\$250,000
St. Stephens DevCorp for capital improvements	NGO	\$160,000
Family Focus for infrastructure improvements	NGO	\$150,000
CJE Senior Life for new security system	NGO	\$150,000
Grant to Boys and Girls Club for capital improvements	NGO	\$150,000
PLOWS for mobile work stations	NGO	\$100,000
Orleans Street Park for a dog park	NGO	\$100,000
Metropolitan Family Services for infrastructure improvements	NGO	\$100,000
Metropolitan Family Services for roof and mechanical equipment improvements	NGO	\$100,000
Metropolitan Family Services for roof improvements	NGO	\$100,000
Garden Center Services for CILA repairs	NGO	\$100,000
Sertoma for facility updates	NGO	\$100,000
AID for renovating program space	NGO	\$100,000
Clearbrook, Not for Profit for Whitcomb to refinish floors, kitchen, bathrooms, bedrooms	NGO	\$68,000
Clearbrook, Not for Profit for Freeman to repair roof, siding, HVAC, driveway	NGO	\$50,500

HANA center to make building ADA compliant	NGO	\$50,000
CJE SeniorLife for costs for building renovations	NGO	\$50,000
Chicago Wings for repairs to domestic violence shelter	NGO	\$50,000
Lifespace Community Services, Inc. for infrastructure improvements	NGO	\$50,000
Early Learning Center for safety upgrades	NGO	\$30,000
Clearbrook-Alder for capital improvements	NGO	\$30,000
Trinity Services for infrastructure improvements	NGO	\$25,000
TOTAL		\$28,296,950

STATEWIDE PROJECTS

In addition to the almost 1,300 projects specifically identified for local governments, educational organizations, medical institutes, and non-governmental organizations, HB 62 identified 113 additional “projects” or line items for specific state projects or statewide funding. These projects were aggregated by general classifications and are summarized in the table below.

Classification	SIMPLIFIED PURPOSE	AMOUNT	TOTAL
Transportation	IDOT for general improvements	\$9,419,400,000	\$11,717,354,000
	IDOT for grants to local governments	\$1,500,000,000	
	IDOT mass transit improvements	\$355,954,000	
	Improvements at ports	\$150,000,000	
	IDOT for aeronautics projects	\$144,000,000	
	IDOT for grade crossing improvements	\$78,000,000	
	Transportation electrification infrastructure projects	\$70,000,000	
General	Economic Development Grants	\$225,000,000	\$3,209,742,000
	Office of Minority Economic Empowerment	\$15,000,000	
	State Departments and Agencies	\$2,000,000,000	
	Broadband Network Infrastructure	\$400,000,000	
	Affordable housing grants for low-income families, seniors, persons with disabilities, and veterans	\$200,000,000	
	General Capital Improvement Grants	\$125,000,000	
	Construction of new X-houses	\$90,000,000	
	Hazardous Waste Fund	\$47,000,000	
	Fiber Installation	\$25,000,000	
	Illinois Works Pre-Apprenticeship Program	\$25,000,000	
	U.S. Army Corps of Engineers	\$22,900,000	
	Publicly-owned dams	\$19,842,000	
	Human Services Grant Program	\$15,000,000	

Local Governments & Education	Higher Education	\$438,000,000	\$1,927,513,903
	School Districts	\$222,000,000	
	Illinois Community College Board	\$200,184,000	
	Early Childhood Providers	\$100,000,000	
	Local Governments	\$383,000,000	
	Local Governments & School Districts	\$584,329,903	
State Facilities	Capitol Complex Improvements	\$380,000,000	\$1,217,356,000
	Construction public health laboratory	\$126,356,000	
	State Facilities	\$123,000,000	
	Armory renovation	\$122,000,000	
	Correctional facility renovations	\$100,000,000	
	Illinois National Guard Facilities	\$100,000,000	
	Central computing facility renovations	\$80,500,000	
	Crime lab construction	\$65,500,000	
	Juvenile facilities improvements	\$60,000,000	
	Combined facility new construction	\$55,000,000	
	Department of Corrections	\$5,000,000	
Medical	Hospital and Healthcare Transformation Capital Investment Program	\$200,000,000	\$200,000,000
Recreational	Arts Organizations	\$50,000,000	\$200,000,000
	Parks & recreational units	\$50,000,000	
	Public Libraries	\$50,000,000	
	Public Museums	\$50,000,000	
Water	Green Infrastructure Projects	\$25,000,000	\$176,500,000
	Water Revolving Fund	\$100,000,000	
	Water Quality Projects	\$41,500,000	
	Flood Control Projects	\$10,000,000	
Conservation / Environmental	Preservation of natural areas, habitats, and wetlands	\$10,000,000	\$55,000,000
	Open Land Trust Program	\$25,000,000	
	Conservation Reserve Enhancement Program	\$20,000,000	